



Each section of your textbook comes with resources and activities on the **Descubre** Supersite. You can access them from any computer with an Internet connection. Visit vhlcentral.com to get started.

My Vocabulary Tutorials	→ CONTEXTOS Listen to audio of the Vocabulary , watch dynamic Tutorials , and practice using Flashcards.
Video: <i>Fotonovela</i>	→ FOTONOVELA Travel with Marissa to Mexico and meet her host family. Watch the Video again at home to see the characters use the vocabulary in a real context.
Audio	→ PRONUNCIACIÓN Improve your accent by listening to native speakers, then recording your voice and comparing it to the samples provided.
Additional Reading	→ CULTURA Explore cultural topics through the <i>Conexión Internet</i> activity or reading the <i>Más cultura</i> selection.
Tutorial	→ ESTRUCTURA Watch an animated Tutorial , and then answer <i>el profesor's</i> questions to make sure you got it.
Audio: Reading Additional Reading Audio Video: TV Clip Video: <i>Flash cultura</i> Video: <i>Panorama cultural</i> Interactive Map	→ ADELANTE Listen along as the reading is read aloud. Read another selection related to the chapter's theme. Listen again to the audio from <i>Escuchar</i> . Watch the En pantalla , Flash cultura , and Panorama cultural Videos again outside of class so that you can pause and repeat to really understand what you hear. Use the Interactive Map to explore the places you might want to visit.
My Vocabulary Diagnostics	→ VOCABULARIO - RECAPITULACIÓN Just what you need to get ready for the test! Review the vocabulary with audio . Practice vocabulary with Flashcards in My Vocabulary . Complete the Diagnostic <i>Recapitulación</i> to see what you might still need to study. Get additional Remediation Activities .

Note: Many of the following icons are used in the print and vtext versions of the textbook, but some of them also appear on the Supersite to indicate the type of activity.


Icons

Familiarize yourself with these icons that appear throughout *Descubre*.



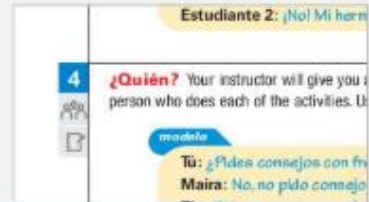
Listening

The listening icon indicates that audio is available. You will see it in the lesson's **Contextos**, **Pronunciación**, **Escuchar**, and **Vocabulario** sections.




Pair Activities

Two heads indicate a pair activity.



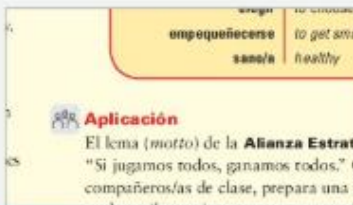
Handout

The activities marked with this icon require handouts that your teacher will give you to help you complete the activity.




Activity Online

The mouse icon indicates when an activity is also available on the Supersite.



Group Activities

Three heads indicate a group activity.



Partner Chat/Virtual Chat Activities

Two heads with a speech bubble indicate that the activity may be assigned as a Partner Chat or a Virtual Chat activity on the Supersite.

Recursos

Recursos boxes let you know exactly which print and technology ancillaries you can use to reinforce and expand on every section of the lessons in your textbook. They even include page numbers when applicable.

VText
Materials also available in the interactive online textbook



CA

Cuaderno de actividades comunicativas

CP

Cuaderno de práctica

CH

Cuaderno para hispanohablantes

Three workbooks with additional vocabulary and grammar practice; audio activities; and pre-, during, and post-viewing activities for the video programs.



Supersite

Additional practice on the Supersite, not included in the textbook.